

HEMCO Corporation ISO 9001-2008

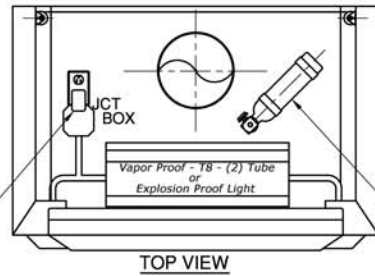
Appendix B	Plan - A - Hood <i>Uniflow SE Fume Hoods</i>	FM 7.2-16
Approved By: _____	_____	Date: _____

HEMCO Corporation Ph: 816-796-2900 Fx: 816-796-3333 info@HEMCOCORP.COM

PLAN- A-HOOD SE FUME HOOD CATALOG # SHEET 1 OF 2

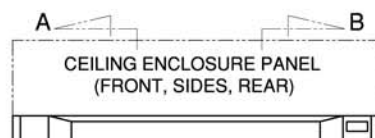
CUSTOMER _____ BY _____ DATE _____ PHONE _____ FAX _____ EMAIL _____	CUSTOMER APPROVAL <input type="checkbox"/> APPROVED AS SHOWN <input type="checkbox"/> APPROVED AS NOTED (PLEASE MARK CORRECTIONS IN RED) <input type="checkbox"/> NOT APPROVED (PLEASE INDICATE REASON) CUSTOMER SIGNATURE _____ DATE _____
---	---

<input checked="" type="checkbox"/> OTHER UNIFLOW HOOD
CONVENTIONAL/VAV
AUXILLIARY AIR
DISTILLATION
RADIOISOTOPE
PERCHLORIC ACID
DUAL ENTRY
ADA



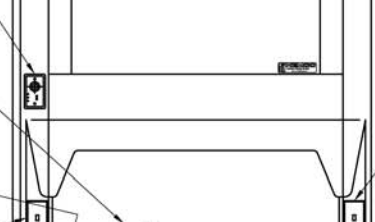
<input checked="" type="checkbox"/> CUSTOMER NOTES

<input checked="" type="checkbox"/> AIR FLOW MONITOR	CAT. NO.
FLUSH MOUNTING	
SURFACE MOUNTING	
OTHER	



<input checked="" type="checkbox"/> FIRE EXTINGUISHER	CAT. NO.
2.7 LB DRY CHEMICAL	
5.4 LB DRY CHEMICAL	
OTHER	

<input checked="" type="checkbox"/> SASH	CAT. NO.
VERTICAL MOVING	STD
HORIZONTAL MOVING	
COMBINATION H&V	
<input checked="" type="checkbox"/> SASH STOP	CAT. NO.
SPECIFY LOCATION	



<input checked="" type="checkbox"/> BLOWER SWITCH	CAT. NO.
TOGGLE SWITCH 125V, 15A	
TOGGLE SWITCH 125V, 15A	
TOGGLE SWITCH 250V, 20A	
TOGGLE SWITCH W/PILOT	
MOTOR STARTER SWITCH	

<input checked="" type="checkbox"/> SERVICE FIXTURES LT	CAT. NO.
REMOTE CONTROLLED	
REMOTE CONTROLLED	
REMOTE CONTROLLED	
OTHER	
SPECIFY AIR, GAS, VAC, C/W OR OTHER	

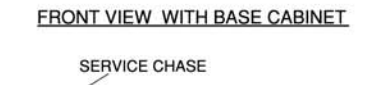


<input checked="" type="checkbox"/> SERVICE FIXTURES RT	CAT. NO.
REMOTE CONTROLLED	
REMOTE CONTROLLED	
REMOTE CONTROLLED	
OTHER	
SPECIFY AIR, GAS, VAC, C/W OR OTHER	

<input checked="" type="checkbox"/> ACCESS PANEL
INSIDE LOCATION
OUTSIDE LOCATION


<input checked="" type="checkbox"/> ACCESS PANEL
INSIDE LOCATION
OUTSIDE LOCATION

<input checked="" type="checkbox"/> ELECT. SERVICE LT	CAT. NO.
DUPLEX RECEPT. 125V, 15A	
DUPLEX RECEPT. 125V, 20A	
SIMPLEX RECEPT. 250V	
DUPLEX GFI 125V, 15A	
DUPLEX GFI 125V, 20A	



<input checked="" type="checkbox"/> ELECT. SERVICE RT	CAT. NO.
DUPLEX RECEPT. 125V, 15A	
DUPLEX RECEPT. 125V, 20A	
SIMPLEX RECEPT. 250V	
DUPLEX GFI 125V, 15A	
DUPLEX GFI 125V, 20A	

<input checked="" type="checkbox"/> CABINETS	CAT. NO.
SINK CABINET	
BASE CABINET	
ACID CABINET	
FLAMMABLE CABINET	
BASE TABLE	
ADA	



<input checked="" type="checkbox"/> WORKSURFACE	CAT. NO.
EPOXY RESIN	
COMPOSITE RESIN	
PHENOLIC RESIN	
316 STAINLESS STEEL	
OTHER	

SEE PAGE 2 OF 2