

UniFlow Polypro Trace Metals Fume Hoods

UniFlow Polypro Trace Metals Fume Hoods are designed for applications where no metal can be present. These hoods feature a totally non-metallic construction and are available in sizes of 48", 60", 72" and 96" widths and 30" or 36" depths.



UniFlow Polypro Trace Metals Fume Hood

Cat. No. 25041 shown with optional polypro cabinet and fixtures.

UniFlow Superstructure features a welded one-piece polypropylene fume chamber with integral worksurface with baffle and exhaust collar, creating a chemical resistant dual wall construction. Meets NFPA 45 requirements for flame spread.

Fume Chamber Polypro surface is chemical resistant white, glass smooth for ease of cleaning & light reflectivity.

VaraFlow Baffle System constructed of same polypropylene, maintains uniform air flow thru the fume chamber to exhaust collar outlet.

Energy Efficient vapor proof non-metallic light fixture with light switch on left column, with PVC conduit and junction box.

Access Panel removable to access ducting connections and electrical services from a single point PVC electrical box, 115/60Hz AC operation.

28" Viewing Height interior fume chamber with 24" or 30" interior reach in depth. 44" interior working height, allowing for tall apparatus and distillation grid.

Angled Picture Frame Opening the aerodynamic face opening with air foil provides uniform air flow into the fume chamber and thru the VaraFlow baffle system to the exhaust collar.



Air Flow Monitor (Optional equipment) continuously monitors face velocity air flow, meets ANSI and OSHA requirements.

Cat. No. 51403

Polypro Base Cabinet Features:

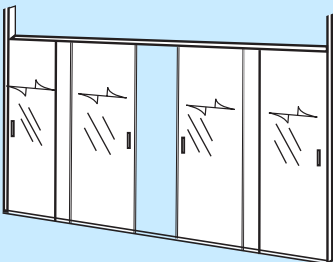
- Polypro Base Cabinets constructed of chemical resistant polypropylene in sizes 24", 30", 36" & 48" wide, 35" high & 22" deep.
- Polypro chemical resistant cabinets feature welded seams and overlapping doors.
- Cabinets equipped with a lower lip to contain chemical spills.



Polypro Cabinet Descriptions

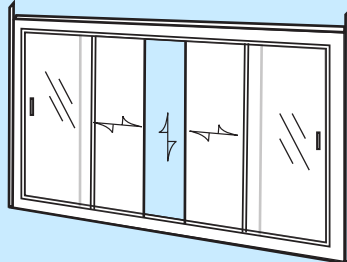
Cabinet Width	24"	30"	36"	48"
Cat. No.	80241	83011	80311	80411
Side Rear Filler Panel	(7") 84112		(13") 84113	
Polypro Cabinet Vent Kit	Cat. No 81000			

SASH OPTIONS



Horizontal Sashes

Max opening is 50%, (4) panels on (2) tracks, conveniently lift out for equipment set-up or cleaning. For 50% reduction of air supply.




Combination Horizontal / Vertical Sash

Offers the advantages of both sash types. Horizontal sash offer energy savings while vertical option allows full access to the fume chamber.



UniFlow Polypro Trace Metals Fume Hoods


UNIFLOW POLYPRO TRACE METALS HOODS DESCRIPTIONS		Hood Depth "B"	FUME HOOD WIDTH "A"		
			48" Cat.No.	60" Cat.No.	72" Cat.No.
1. Uniflow Polypro Trace Metal Laboratory Fume Hood: Welded one-piece polypro fume chamber with integral worksurface, baffle and exhaust collar. Picture frame sash opening with horizontal sliding with chemical resistant PVC framing and track and aerodynamic sash lift. Vapor-proof light fixture and switch pre-wired to single point PVC junction box, 115/60Hz AC, All electrical components U.L. listed. Optional electrical services and LED lighting.	30"	25041	25051	25061	
	36"	25141	25151	25161	
	2. Polypro Trace Metals Exhaust Blower: High efficiency impellers produce low power consumption, reduced operating costs and quiet operation. 20 forward curved blades in fire retardant polypropylene. Non-static & oil resistant V-belt, cast iron pulleys, adjustable pulleys available, adjustment for tensioning & belt replacement. Chemical resistant for hostile or hazardous environments. 115V single phase or three phase.		(For 48" hoods) 1/2 HP Blower 400 CFM @ 1" SP 51495	(For 60" hoods) 1/2 HP Blower 500 CFM @ 1" SP 51496	(For 72" hoods) 3/4 HP Blower 600 CFM @ 1" SP 51497



UniFlow Polypro Trace Metals Hood Dimensions


Width "A"	48"	60"	72"
Width "C"	38"	50"	61"
Diameter "D"	10"	10"	12"

- Optional Accessories**
- Plumbing Fixtures** are color coded to specific service.
 - Electrical Services**
 - Air Flow Monitor**
 - Fume Hood Acid Base Cabinet** are acid resistant, & feature a composite liner.
 - Apparatus Rack**

Fume Hood Face Velocity 
 The recommended face velocity for efficiency & safety is 80-100 FPM. Lower face velocity may compromise user safety. Sash in full open position should be for setup of apparatus & maintenance service only. Design opening is at 1/2 open at 100 FPM (feet per minute), face velocity at full open would be approximately 50 FPM.

Polypro Trace Metals Fume Hood Sash Management & Design
 (100 FPM with 2 sashes open)

Size Hood	48"	60"	72"
1/2 Open CFM	400	500	600

Sash Stop located at 1/2 open position to reduce air flow volume 50%, provides best possible user protection and safety.  **Cat. No. 51651**

