

MicroFlow II

Operation and Maintenance Manual MODEL # 64010

FILTER INSTALLATION

1. Remove front PREFILTER PANEL by pulling on the tabs on each side of the PREFILTER FRAME.
2. Your unit is equipped with one **PREFILTER** and one **CARBON FILTER**. With the label facing you, insert the **CARBON FILTER**. Then replace the **PREFILTER PANEL**.

IMPORTANT: BEFORE INSTALLING FILTERS REMOVE ALL PROTECTIVE PACKAGING.

CAUTION: READ AND SAVE THESE INSTRUCTIONS!

- There are no user serviceable parts inside. Do not attempt to disassemble.
- Do not block air flow into or about of unit.
- Do not immerse plug, unit, or cord in water or other liquid.
- Do not operate any unit with a damaged cord or plug, or if motor fan fails to rotate, or if the unit malfunctions, or if the unit has been dropped or damaged.
- To reduce risk of fire or electric shock, do not use this unit with any solid state speed control device.

ON / OFF Operation

The Microflow II portable ductless hood is equipped with a speed control switch. To operate, plug unit into a standard outlet. Select desired operation.

CLEANING




To keep your unit clean and new looking, dust with a dry cloth or wipe with a damp cloth. Do not use abrasives or harsh detergents.

PREFILTER PANEL can be kept free of large particles by vacuuming or rinsing with water (allow prefilter to dry before reinstalling). To maintain maximum efficiency this filter should be replaced periodically. Frequency of replacement will depend on the amount and type of use as well as environmental conditions.

FILTER REPLACEMENT

The **CARBON FILTER** should be replaced a minimum of every 3 months. Frequency of replacement will depend on usage frequency and type and / or environmental conditions. Carbon will absorb approximately 20% of it's weight.

WARNING: FAILURE TO REPLACE FILTERS AS RECOMMENDED MAY RESULT IN BLOWER MALFUNCTION.



Call Toll Free:(800)779-4362

HEMCO Corporation
711 S. Powell Road
Independence MO, 64056
MM-MFII.02.21

HEMCO Visit www.HEMCOcorp.com
Lab Planning Solutions

Email info@HEMCOcorp.com
Phone (816)796-2900
Fax (816)796-3333

